

disperator® FOOD WASTE DISPOSERS

500A-MB EXCELLENT SERIES

Flushing water inside
the feed hopper



Marin
installation



Spray nozzle, 2 pcs. with airgap
above the feed hopper
according to EN1717



Land
installation

Heavy duty free standing
disposer for batch feed of
food waste

Ready to use at delivery, only to
connect to existing cold water,
drain and electricity

Disposer outlet can be
positioned to suit existing
drain installation

Compliant with
MARPOL ANNEX V for disposal
from ships of ground food waste
into the open sea

For outdoor installation in sea water environments,
please see our product leaflets for the 500RS-Series
which as standard includes the outer disposer
housing and installation assembly made of acid
proof stainless steel EN1.4401 / AISI316.

As standard the 500RS-Series are delivered for
flushing with fresh water during operation, but can
also as option be offered for flushing with sea water.

Disperator food waste disposers are used in galleys and kitchens around the world, providing an efficient and immediate removal of food waste whenever it arises. Thereby improving hygiene in the working environment, eliminating bad odors and bacteria formation and minimizing manual handling.

The quality grinding unit with hardness from specially cast steel alloy, together with the unique sealing design between grinder and motor, ensure years of reliable operation and low maintenance cost. The disposer's life span is extended further by the outer housing of stainless steel EN 1.4301 (AISI 304) and protection class IP55 or higher for electrical components.

The MB-cabinet with integrated food waste disposer is installed as a separate unit, eliminating mounting into existing interior, and is delivered ready to be connected to existing flushing water, drain pipe and electricity. If needed, it is possible to adjust the disposer's outlet to better fit the existing piping.

The wide range of disposer sizes makes it easy to adjust any installation to fit any workplace in a galley or kitchen. The 500A-MB series is CE marked and in accordance with the safety requirements of the EU Machinery Directive

2006/42/EG, EMC Directive 2014/30/EG and Low Voltage Directive 2014/35/EG. The inlet is fully covered by a tight protection lid, preventing access to the grinding unit during operation, providing a splash back protection and reducing the risk of cutlery falling into the disposer by mistake. The lid is fitted with a safety interlock switch which stops the disposer when lifted. Other features of the lid are noise reduction during operation and the possibility to be used as an extra work surface serving its purpose even where space is limited. Workplaces near cooking can from hygiene point of view prefer this disposer model.

Factory-fitted flush water nozzles (see photos above for marine or land based version) is connected to cold water via a solenoid valve and a line strainer that opens automatically when the disposer is started, which flushes the food waste into the grinder and after grinding further continue into the sewer system or connected tank.

All Disperator Excellent 500-Series of disposers have the Statement of Compliance issued by DNV GL verifying compliance with applicable sections of MARPOL Annex V REGULATIONS FOR THE CONTROL OF POLLUTION BY GARBAGE FROM SHIPS AND PLATFORMS, as amended in 2019.

Disperator AB

Mälärvägen 9, SE-141 71 Segeltorp, Sweden
Tel +46-8-724 01 60
info@disperator.se, www.disperator.se



MADE IN SWEDEN

Ref: 500A_MB_pb_en_230306

disperator® FOOD WASTE DISPOSERS

500A-MB EXCELLENT SERIES



Flush water outlet, 2 pcs. with air gap above feed hopper that meets the standard EN1717 for protection against re-suction in fresh water pipes in land based kitchens

Flushing nozzle, 1 pcs. for marine installation

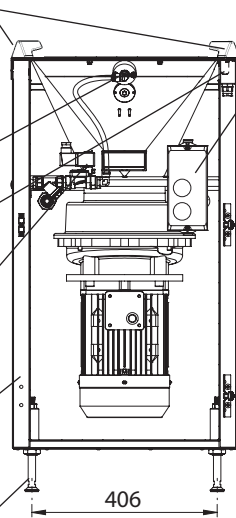
Safety interlock switch, IP67 connected to disposer control circuit

Solenoid valve, IP65 for automatic control of flushing water incl. line strainer

Cabinet, stainless steel EN 1.4301 (AISI304). As option EN 1.4401 (AISI316)

Adjustable legs 4 pcs.

Front view

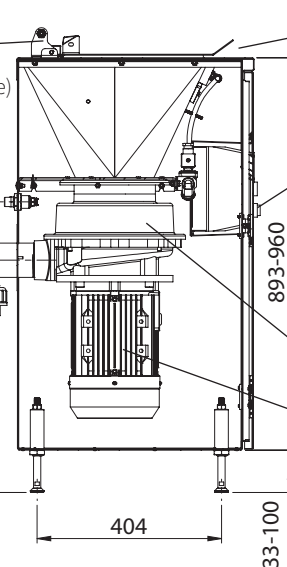


Start & stop controller incl. motor overload protector, IP66

Spring loaded latch for locking lid in opened position

Disposer outlet (see table next page) placed at back, but can be turned 90° to right or left if requested

Left side view



Hinged lid connected to safety interlock switch

Stop and motor overload release button

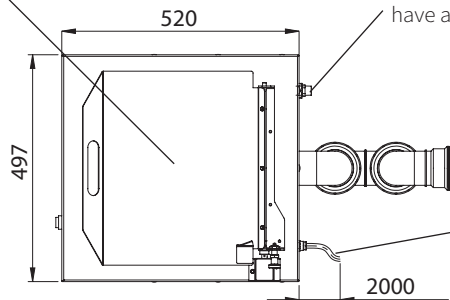
Food waste grinding unit

Motor, IP55 (see table)

Water trap, see (1) next page. Slope of drain pipe 2:100

Food waste inlet below lid 283x397 mm

Top view



Incoming water, R $\frac{1}{2}$ " (BSPT), external thread connected to a flexible hose, see (1) next page. For marine version with flushing nozzle inside the hopper should have a vacuum valve, see (1) next page

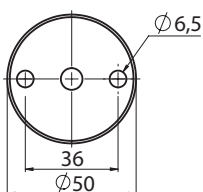
Operator position

2 m cable for connection to main electrical safety switch, see (1) next page, but not to earth leakage circuit breaker.

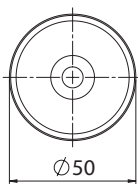
Top view

Feet for adjustable legs for fixing to floor/floorboard. See (1) next page for alternative fixing

Marine version




Land version



Front view

Plates for fixing in marine flooring as an option. See (2) next page for description.



All measurements in mm

Disperator AB

Mälarvägen 9, SE-141 71 Segeltorp, Sweden
Tel +46-8-724 01 60
info@disperator.se, www.disperator.se

Ref: 500A_MB_pb_en_230306

disperator® FOOD WASTE DISPOSERS

500A-MB EXCELLENT SERIES

Technical Specification	510A	515A	520A	530A	550A	575A
Normal capacity, kg/hr	300	400	500	700	850	1000
Electrical power, kW	0,9	1,25	1,8	2,5	4,0	5,5
Rated current, A to be set on the disposer motor protector for the following voltages:						
400V / 3-ph. / 50Hz	2,2	2,7	3,7	5,5	9,0	12,0
440V / 3-ph. / 60Hz	2,2	2,7	3,7	5,5	7,5	10,0
480V / 3-ph. / 60Hz	2,2	2,7	3,7	5,0	7,5	10,0
Other 3-ph. voltages available.						
Control voltage	For marine installation the same as motor voltage, for land installation 230V / 50Hz.					
Fuse rating, slow	10 A	10 A	10 A	16 A	16 A	16 A
Characteristic for automatic fuse	D (slow)	D (slow)	D (slow)	D (slow)	D (slow)	D (slow)
Disposer outlet connection	G2" (BSPP), internal thread			G2 ½" (BSPP), internal thread		
Height of disposer outlet	← a = 485-551 →			← a = 450-516 →		
Ditto for water trap, see (1)	← b = 397-463 →			← b = 362-428 →		
Gross / net weight, kg	73 / 64	75 / 66	78 / 69	89 / 80	92 / 83	97 / 88

Subject to change without notice

(1) Installation material needed but not incl. in standard delivery are:

- main electrical safety switch placed on wall/bulkhead for incoming electricity,
- hose with protective steel-covered stocking (minimum inner-Ø9mm) for connection of cold flush water,
- water trap for connection to disposer outlet,
- vacuum valve (marine installation),
- torque protection bar, 2 pcs. for fixing the machine in wall/bulkhead (as an alternative to fixing the legs in the floor/floorboard).

Can be ordered from DISPERATOR.

(2) Fixing plates for cabinet legs that are welded to the floor (as an option for marine installations). These plates make it possible to loosen the cabinet's fixation in the marine floor when servicing the disposer.

(3) User manual with installation and service instructions, laminated operating instructions and laminated safety instructions as well as electrical documentation are included in delivery.

Disperator AB

Mälavägen 9, SE-141 71 Segeltorp, Sweden
Tel +46-8-724 01 60
info@disperator.se, www.disperator.se

Ref: 500A_MB_pb_en_230306